

Scaled data based on original data using
LM-79-08 Approved Method: Electrical and Photometric Measurements of Solid-
State Lighting Products

Test Report Prepared for
Cooper Lighting Solutions
(formerly Eaton)

Brand: McGRAW-EDISON

Report Number: P385550

Luminaire Tested: **GWC-SA1A-760-U-SLL-HSS**

Issue Date: 3/3/2020

Test Information

Test Method: LM-79-08
Report Number: P385550
TEST IS SCALED FROM IESNA LM-79-08 TEST DATA (G2-1903-205-27)
Test Lab: INNOVATION CENTER
Issue Date: 3/3/2020
Manufacturer: COOPER LIGHTING SOLUTIONS (FORMERLY EATON)
Product Line: MCGRAW-EDISON
Catalog Number: GWC-SA1A-760-U-SLL-HSS
Description: GALLEON WALL LUMINAIRE
(1) 70 CRI, 5700K, 615mA LIGHTSQUARE WITH 16 LEDS AND SPILL LIGHT
ELIMINATOR LEFT OPTICS WITH HOUSE SIDE SHIELD
Light Source: -
Ballast/Driver: ELECTRONIC DRIVER

Summary

Lumens per Lamp: N/A
Luminaire Lumens: 3690 lumens
Efficiency: N/A
Efficacy: 108.5 lumens/watt
Luminous Opening: Rectangular (W 0.5' x L: 0.5' x H: 0')
IES Classification: Type III - Medium
BUG Rating: B1 - U0 - G1

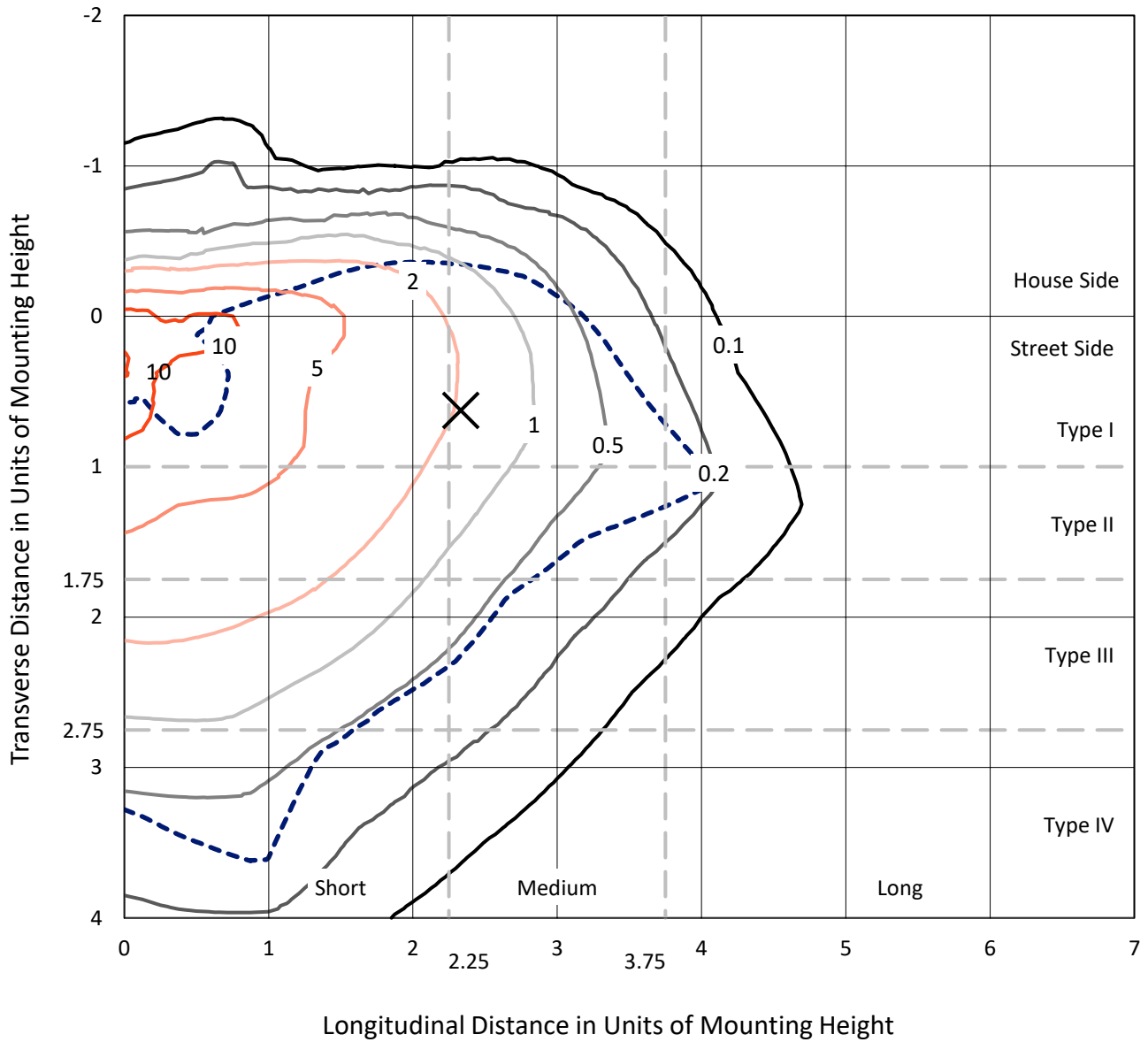
Input Watts (W): 34
Input Voltage (V): NR
Input Current (Ain): NR
Voltage Rise (V): NR
Power Factor: NR
Total Harmonic Distortion (THDi): NR
Frequency (hertz): 60
Stabilization Time: NR
Operation Time: NR
Ambient Temperature (°C): NR
Test Distance: 24 FT



REPORT NUMBER: P385550
 CATALOG NUMBER: GWC-SA1A-760-U-SLL-HSS

Iso-Footcandle Lines of Horizontal Illumination

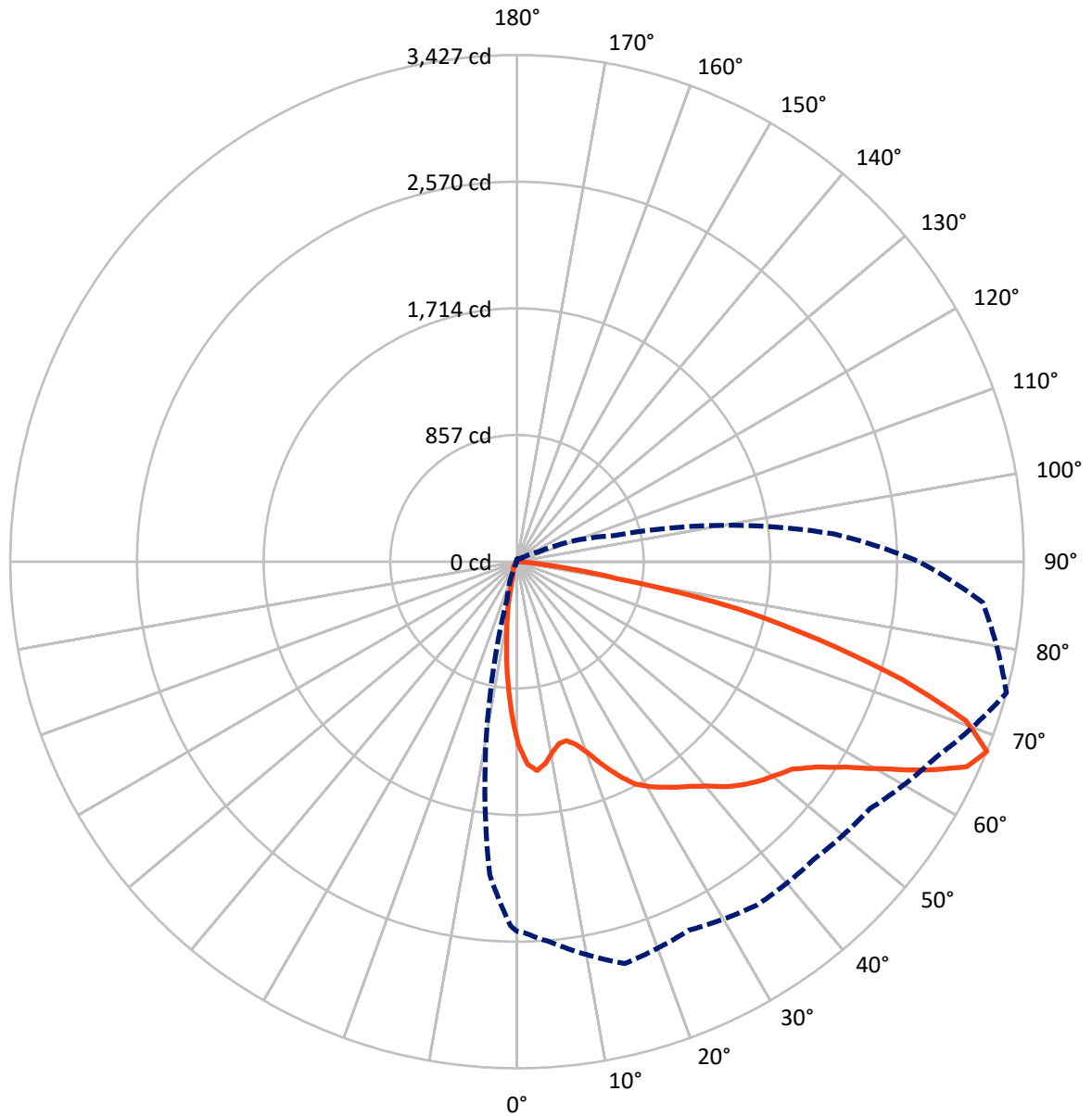
✕ Max cd
 - - - 1/2 Max cd



Based on 10 foot mounting height. Maximum calculated value = 16 fc
 Type III - Medium - N/A

REPORT NUMBER: P385550
CATALOG NUMBER: GWC-SA1A-760-U-SLL-HSS

Luminous Intensity Polar Plot



— Vertical Plane Through 75-Deg Lateral - - - Horizontal Cone Through 67.5-Deg Vertical

REPORT NUMBER: P385550

CATALOG NUMBER: GWC-SA1A-760-U-SLL-HSS

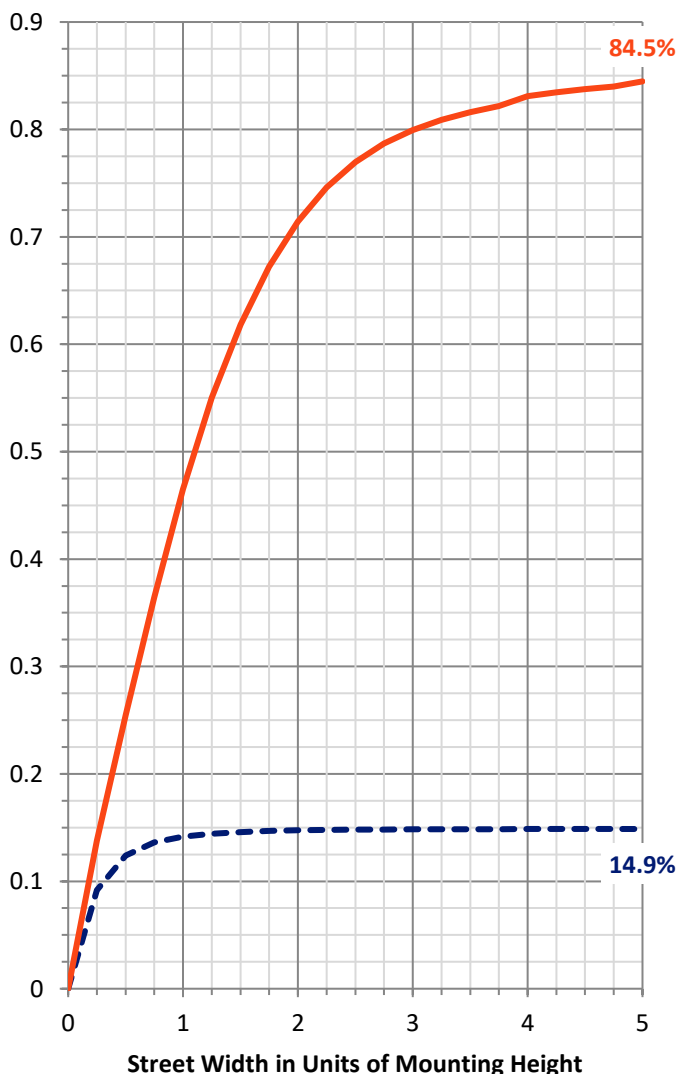
FLUX DISTRIBUTION:

		Downward	Upward	Total
House Side	Lumens	553.7	0.0	553.7
	% Fixture	15.0	0.0	15.0
Street Side	Lumens	3136.3	0.0	3136.3
	% Fixture	85.0	0.0	85.0
Total	Lumens	3690.0	0.0	3690.0
	% Fixture	100.0	0.0	100.0

ZONAL LUMENS:

Zone	Lumens	% Fixture
0°-10°	93.9	2.5
10°-20°	184.9	5.0
20°-30°	261.6	7.1
30°-40°	384.6	10.4
40°-50°	552.8	15.0
50°-60°	778.2	21.1
60°-70°	908.8	24.6
70°-80°	463.7	12.6
80°-90°	61.6	1.7
90°-100°	0.0	0.0
100°-110°	0.0	0.0
110°-120°	0.0	0.0
120°-130°	0.0	0.0
130°-140°	0.0	0.0
140°-150°	0.0	0.0
150°-160°	0.0	0.0
160°-170°	0.0	0.0
170°-180°	0.0	0.0
0°-90°	3690.0	100.0
0°-180°	3690.0	100.0

Coefficient of Utilization



REPORT NUMBER: P385550

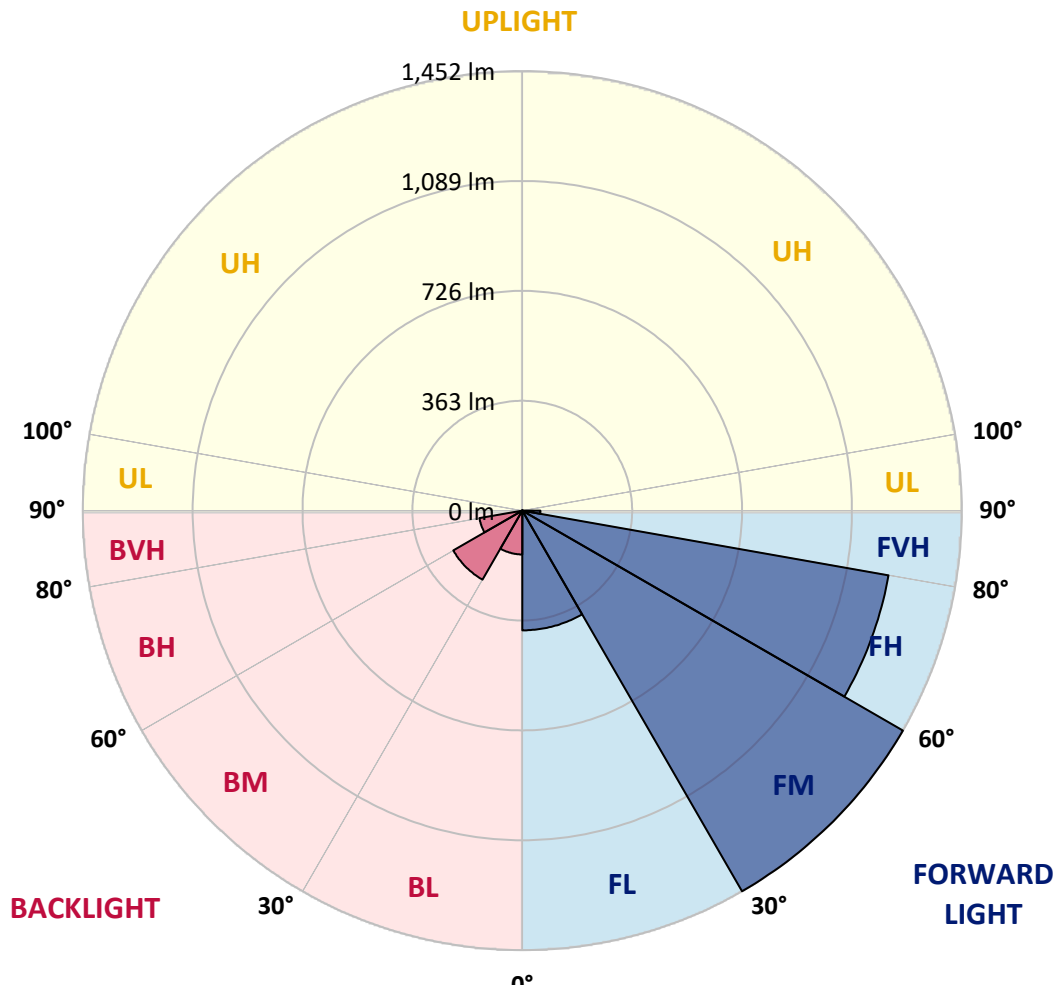
CATALOG NUMBER: GWC-SA1A-760-U-SLL-HSS

LUMINAIRE CLASSIFICATION SYSTEM LUMEN TABLE AND BUG RATING:

Zone	Lumens	% Fixture	Zone Rating/Lumen Limit		
			B	U	G
FL (0°-30°)	395.6	10.7			
FM (30°-60°)	1452.3	39.4			
FH (60°-80°)	1228.7	33.3			G1/1800
FVH (80°-90°)	59.7	1.6			G1/100
BL (0°-30°)	144.8	3.9	B1/500		
BM (30°-60°)	263.2	7.1	B1/1000		
BH (60°-80°)	143.8	3.9	B1/500		G1/500
BVH (80°-90°)	1.9	0.1			G0/10
UL (90°-100°)	0.0	0.0		U0/0	
UH (100°-180°)	0.0	0.0		U0/0	

BUG Rating: B1-U0-G1

Type III Medium





REPORT NUMBER: P385550
 CATALOG NUMBER: GWC-SA1A-760-U-SLL-HSS

CANDELA DISTRIBUTION (FULL):

	0°	1°	5°	15°	25°	35°	45°	55°	65°	75°	85°
0°	1237.9	1237.9	1237.9	1237.9	1237.9	1237.9	1237.9	1237.9	1237.9	1237.9	1237.9
2.5°	1341.9	1344.0	1354.9	1380.0	1407.5	1409.6	1428.1	1409.1	1402.6	1371.8	1340.0
5°	1352.1	1360.1	1397.3	1471.3	1535.4	1556.1	1570.8	1533.3	1494.0	1418.8	1338.6
7.5°	1270.4	1283.9	1342.5	1481.3	1595.9	1646.6	1656.2	1597.7	1501.4	1377.6	1257.0
10°	1165.9	1181.3	1251.9	1422.5	1580.0	1666.9	1680.2	1603.4	1465.0	1310.8	1168.7
12.5°	1081.3	1099.3	1171.5	1356.4	1525.3	1621.4	1647.7	1584.0	1433.5	1263.5	1108.4
15°	1042.3	1063.0	1138.8	1313.8	1464.6	1540.3	1562.0	1534.6	1416.1	1255.9	1094.4
17.5°	1064.7	1087.1	1165.4	1317.5	1407.7	1440.0	1457.5	1468.7	1416.1	1301.2	1135.3
20°	1156.5	1180.6	1263.5	1354.7	1360.5	1348.4	1367.1	1406.4	1432.5	1387.2	1233.6
22.5°	1283.4	1311.7	1405.2	1418.5	1337.4	1291.8	1294.2	1355.9	1462.4	1496.3	1369.9
25°	1438.1	1472.7	1567.8	1513.6	1347.0	1258.0	1257.2	1314.3	1491.6	1605.5	1521.8
27.5°	1591.7	1629.8	1713.4	1629.7	1386.7	1251.9	1250.2	1301.7	1520.1	1702.7	1687.7
30°	1720.6	1757.6	1829.6	1713.7	1429.5	1266.2	1257.9	1315.2	1537.0	1765.8	1808.7
32.5°	1825.4	1855.1	1913.4	1771.6	1475.3	1294.0	1275.9	1351.2	1565.9	1819.1	1919.8
35°	1940.8	1972.1	1995.3	1826.7	1526.7	1334.1	1308.0	1408.4	1610.3	1873.3	2041.7
37.5°	2072.4	2103.5	2100.7	1877.0	1591.9	1400.3	1383.7	1498.9	1679.3	1927.0	2177.7
40°	2201.3	2233.1	2210.3	1932.1	1668.5	1509.6	1497.3	1634.9	1771.8	1995.7	2337.1
42.5°	2321.9	2356.3	2307.7	1984.2	1759.7	1647.3	1668.3	1810.1	1887.5	2080.3	2474.5
45°	2419.1	2454.2	2389.3	2034.8	1855.8	1814.4	1877.5	2004.1	2026.6	2151.8	2567.3
47.5°	2489.7	2522.9	2446.0	2085.5	1978.9	2018.8	2128.7	2207.5	2152.3	2213.8	2633.2
50°	2534.8	2560.6	2462.6	2149.0	2140.4	2257.2	2390.4	2428.8	2270.6	2269.8	2713.2
52.5°	2563.4	2575.2	2474.8	2215.2	2308.9	2516.8	2646.6	2658.7	2392.5	2331.3	2821.1
55°	2662.2	2671.6	2561.5	2295.5	2448.2	2744.2	2878.4	2867.2	2530.4	2451.7	2948.3
57.5°	2830.7	2840.7	2740.7	2410.8	2561.0	2884.7	3046.4	3066.5	2692.1	2620.9	3084.7
60°	2915.3	2933.8	2898.2	2557.0	2670.2	2974.6	3160.9	3225.1	2894.2	2844.0	3216.8
62.5°	2838.6	2865.5	2917.2	2719.0	2778.8	3024.0	3196.6	3281.9	3101.1	3103.9	3298.3
65°	2685.4	2706.9	2794.7	2807.8	2841.7	3017.9	3108.5	3202.5	3227.9	3342.7	3293.9
67.5°	2500.5	2508.6	2583.0	2814.8	2750.5	2834.0	2843.8	2913.4	3127.7	3427.3	3161.6
70°	2234.3	2238.7	2303.7	2580.7	2363.6	2382.0	2367.5	2381.6	2688.9	3221.2	2827.6
72.5°	1798.2	1809.2	1901.6	2143.2	1722.0	1669.0	1783.0	1776.7	2070.9	2721.5	2100.0
75°	1323.9	1343.0	1482.7	1726.3	1208.6	1093.2	1176.4	1198.6	1472.2	2105.1	1313.3
77.5°	927.0	941.1	1076.4	1269.0	874.7	781.7	751.6	778.0	971.7	1522.9	661.6
80°	534.0	539.3	625.6	732.8	589.4	674.4	610.9	629.1	582.3	677.5	284.6
82.5°	349.4	350.3	384.0	436.1	367.1	426.5	315.7	403.6	358.2	272.2	92.6
85°	188.8	189.8	222.7	309.6	207.8	117.5	69.0	141.8	221.5	62.4	25.3
87.5°	20.8	19.1	67.1	112.6	57.7	10.7	3.7	15.9	35.5	4.0	0.0
90°	0.0	0.0	0.0	0.0	0.0	0.0	0.0	0.0	0.0	0.0	0.0



REPORT NUMBER: P385550
 CATALOG NUMBER: GWC-SA1A-760-U-SLL-HSS

CANDELA DISTRIBUTION (continued):

	90°	95°	105°	115°	125°	135°	145°	155°	165°	175°	180°
0°	1237.9	1237.9	1237.9	1237.9	1237.9	1237.9	1237.9	1237.9	1237.9	1237.9	1237.9
2.5°	1323.8	1309.3	1273.1	1234.8	1204.0	1175.2	1146.2	1110.7	1083.2	1077.6	1068.6
5°	1295.4	1249.5	1173.6	1097.4	1036.0	958.6	909.5	871.2	833.8	831.5	824.0
7.5°	1196.5	1136.0	1029.2	923.8	837.5	763.7	689.2	639.4	600.3	586.5	578.2
10°	1101.4	1033.4	900.0	779.8	702.7	637.5	585.1	533.0	485.8	453.3	438.6
12.5°	1035.0	959.8	812.8	709.2	653.9	592.0	528.1	463.0	408.7	369.5	345.6
15°	1009.3	929.1	783.6	681.2	613.0	534.7	452.9	378.6	318.3	282.8	261.3
17.5°	1039.9	946.5	781.4	647.1	551.8	454.5	364.1	276.4	219.5	192.6	178.8
20°	1117.5	1002.1	780.5	605.3	479.1	359.4	246.6	181.8	147.4	132.3	125.9
22.5°	1227.3	1073.1	787.5	564.1	403.4	256.8	170.3	133.5	115.9	107.9	104.2
25°	1368.5	1172.7	807.2	526.7	332.3	191.6	132.7	111.9	99.5	93.2	90.5
27.5°	1519.0	1287.4	838.0	494.2	274.4	152.8	113.6	95.8	86.9	82.5	80.1
30°	1643.1	1420.2	869.1	458.0	232.5	133.2	104.0	87.4	77.1	74.3	72.0
32.5°	1751.7	1520.8	891.1	425.3	205.0	118.3	94.0	78.1	71.1	65.7	63.3
35°	1864.1	1604.5	890.4	402.4	186.2	107.2	85.7	69.9	61.5	55.2	53.3
37.5°	1985.7	1699.1	875.2	382.8	177.9	98.2	80.9	65.5	57.2	50.9	48.4
40°	2128.2	1798.3	859.7	364.5	175.7	91.1	77.6	62.1	53.1	47.0	44.6
42.5°	2267.0	1887.8	846.0	350.8	165.9	90.9	74.6	59.4	50.0	44.0	41.3
45°	2378.0	1971.2	843.4	342.6	155.6	94.0	73.1	57.7	47.5	41.6	39.0
47.5°	2470.3	2061.8	860.2	336.8	145.8	85.8	76.9	56.5	45.3	39.5	36.5
50°	2580.0	2172.9	899.7	327.4	135.5	77.3	88.1	56.8	43.4	37.4	34.3
52.5°	2733.2	2326.8	957.7	311.5	121.3	69.4	86.7	57.2	41.3	35.1	32.0
55°	2904.8	2518.9	1020.1	285.1	101.6	59.1	74.3	54.7	37.2	32.7	29.7
57.5°	3085.2	2693.1	1057.2	253.6	80.8	51.0	59.4	49.8	32.9	29.4	27.4
60°	3113.5	2759.4	1040.2	215.0	64.2	44.4	44.0	50.7	29.4	25.9	24.5
62.5°	3043.1	2676.2	958.3	180.6	53.7	39.0	36.2	44.2	26.6	23.1	21.7
65°	2907.6	2451.2	825.4	162.7	49.8	33.4	30.1	31.1	23.2	20.1	18.9
67.5°	2719.2	2150.9	677.7	152.6	49.3	28.7	25.7	23.6	20.1	17.5	16.4
70°	2333.9	1791.9	540.7	147.0	47.9	24.1	21.7	19.2	16.8	14.9	14.0
72.5°	1717.8	1269.7	420.6	140.9	48.2	19.2	18.9	15.9	13.5	11.5	11.2
75°	992.5	725.4	275.8	114.1	46.0	14.9	15.7	11.2	9.4	8.0	8.0
77.5°	528.9	442.4	105.1	47.5	16.8	9.4	8.9	6.6	5.9	4.9	4.7
80°	230.6	194.7	31.6	13.3	9.3	5.1	3.3	3.0	2.6	2.1	1.9
82.5°	81.6	70.4	10.3	6.5	4.0	0.0	0.0	0.0	0.0	0.0	0.0
85°	18.5	13.3	0.0	1.6	0.0	0.0	0.0	0.0	0.0	0.0	0.0
87.5°	0.0	0.0	0.0	0.0	0.0	0.0	0.0	0.0	0.0	0.0	0.0
90°	0.0	0.0	0.0	0.0	0.0	0.0	0.0	0.0	0.0	0.0	0.0



REPORT NUMBER: P385550
 CATALOG NUMBER: GWC-SA1A-760-U-SLL-HSS

CANDELA DISTRIBUTION (continued):

	185°	195°	205°	215°	225°	235°	245°	255°	265°	270°	275°
0°	1237.9	1237.9	1237.9	1237.9	1237.9	1237.9	1237.9	1237.9	1237.9	1237.9	1237.9
2.5°	1050.0	1046.2	1023.5	1024.3	1028.3	1034.1	1020.5	1026.8	1043.7	1060.0	1066.1
5°	811.9	812.8	799.0	807.6	815.3	820.5	798.5	798.8	812.3	830.6	840.3
7.5°	572.1	570.7	571.4	591.9	606.4	595.9	604.1	575.6	577.4	590.5	580.7
10°	425.3	406.1	395.2	410.6	426.5	420.7	406.6	397.3	403.8	418.3	417.2
12.5°	334.2	306.6	290.3	279.3	292.4	281.6	281.3	273.2	264.5	266.0	289.3
15°	251.4	231.3	212.0	194.4	194.0	190.4	171.7	150.7	148.9	150.0	162.0
17.5°	172.9	166.1	158.2	143.0	139.0	123.6	105.4	97.0	92.8	94.7	98.8
20°	121.5	118.9	119.7	111.5	105.8	91.1	80.4	77.1	76.4	78.3	80.2
22.5°	100.7	96.0	95.4	91.8	86.0	75.3	69.6	67.6	66.8	68.5	69.9
25°	88.1	83.4	81.5	79.2	73.1	65.7	62.2	60.5	59.6	60.7	61.5
27.5°	77.6	73.2	71.5	69.9	64.0	58.7	55.9	54.4	53.7	54.0	54.9
30°	69.7	65.9	63.6	61.7	56.6	53.0	50.5	48.9	48.2	48.2	49.1
32.5°	61.5	59.4	57.3	54.9	50.2	47.7	45.3	43.5	42.8	43.0	43.7
35°	51.2	50.5	51.0	48.8	44.7	42.7	40.2	38.3	37.8	37.9	38.6
37.5°	45.4	42.3	44.2	43.0	40.7	37.9	34.8	33.0	32.2	32.7	33.0
40°	41.8	37.9	36.5	37.8	37.4	32.9	30.1	28.3	27.6	27.8	28.1
42.5°	38.6	34.1	30.9	30.8	32.9	28.7	25.7	24.1	23.2	23.2	23.6
45°	35.7	30.8	26.9	23.9	27.6	24.3	21.5	20.1	19.1	19.1	19.2
47.5°	33.4	28.0	23.4	19.6	20.8	19.9	17.7	16.3	15.2	15.2	15.4
50°	31.3	25.2	20.3	16.4	15.6	16.4	14.3	12.8	12.1	11.9	12.2
52.5°	29.0	22.4	17.3	14.0	12.2	12.4	11.2	10.1	9.3	9.3	9.6
55°	26.7	20.1	15.0	11.9	10.1	9.3	8.9	8.2	7.5	7.5	7.9
57.5°	24.5	17.7	12.8	9.8	8.0	7.3	7.3	6.8	6.3	6.3	6.6
60°	22.4	15.2	10.5	8.0	6.3	6.1	6.3	5.8	5.4	5.4	5.8
62.5°	19.9	12.9	8.6	6.6	5.1	4.9	5.4	5.1	4.7	4.7	5.1
65°	17.0	11.0	6.8	5.1	3.8	3.8	4.5	4.2	3.8	3.8	4.2
67.5°	14.3	9.3	5.2	3.7	2.8	3.0	3.8	3.5	3.3	3.3	3.7
70°	11.9	7.2	3.7	2.3	1.6	2.3	3.0	3.0	3.0	3.0	3.3
72.5°	8.9	4.9	2.1	0.9	0.7	1.6	2.4	2.8	2.6	2.6	3.1
75°	5.8	2.8	0.7	0.0	0.0	0.9	1.9	2.3	2.3	2.1	2.6
77.5°	3.3	0.9	0.0	0.0	0.0	0.0	1.2	1.0	0.9	0.7	1.2
80°	0.9	0.0	0.0	0.0	0.0	0.0	0.0	0.0	0.0	0.0	0.0
82.5°	0.0	0.0	0.0	0.0	0.0	0.0	0.0	0.0	0.0	0.0	0.0
85°	0.0	0.0	0.0	0.0	0.0	0.0	0.0	0.0	0.0	0.0	0.0
87.5°	0.0	0.0	0.0	0.0	0.0	0.0	0.0	0.0	0.0	0.0	0.0
90°	0.0	0.0	0.0	0.0	0.0	0.0	0.0	0.0	0.0	0.0	0.0



REPORT NUMBER: P385550
 CATALOG NUMBER: GWC-SA1A-760-U-SLL-HSS

CANDELA DISTRIBUTION (continued):

	285°	295°	305°	315°	325°	335°	345°	355°	359°	360°
0°	1237.9	1237.9	1237.9	1237.9	1237.9	1237.9	1237.9	1237.9	1237.9	1237.9
2.5°	1090.8	1111.4	1140.4	1171.2	1218.5	1256.1	1293.0	1324.6	1336.9	1341.9
5°	863.3	893.6	936.1	990.6	1076.1	1153.0	1230.9	1309.4	1343.5	1352.1
7.5°	619.5	658.1	712.1	780.5	880.6	980.3	1089.2	1204.4	1257.2	1270.4
10°	458.5	505.7	567.6	639.6	735.2	837.6	956.3	1088.0	1148.3	1165.9
12.5°	325.3	389.1	472.0	559.5	642.4	733.8	853.9	999.0	1062.3	1081.3
15°	191.1	252.8	350.8	468.1	574.2	666.9	788.9	953.4	1023.1	1042.3
17.5°	109.6	140.4	214.5	345.2	489.3	617.6	768.4	964.7	1046.9	1064.7
20°	83.7	93.5	123.6	222.3	390.0	569.1	768.4	1029.0	1130.3	1156.5
22.5°	73.2	80.4	92.6	132.7	287.0	517.2	777.3	1122.0	1254.4	1283.4
25°	65.0	71.5	82.0	99.8	195.8	455.5	798.5	1236.2	1400.5	1438.1
27.5°	58.2	64.3	73.8	87.4	133.9	381.1	827.0	1370.1	1561.7	1591.7
30°	52.1	57.9	66.4	76.0	103.3	296.6	851.3	1496.3	1688.2	1720.6
32.5°	46.3	51.6	59.3	66.4	84.6	219.4	853.9	1596.3	1793.3	1825.4
35°	40.9	45.6	52.6	58.2	70.1	173.2	813.2	1683.0	1898.3	1940.8
37.5°	35.7	40.2	46.3	50.5	61.7	141.2	750.9	1779.6	2033.1	2072.4
40°	30.8	34.8	41.1	43.9	58.4	108.6	683.3	1881.0	2165.2	2201.3
42.5°	26.2	30.1	36.2	41.6	51.2	81.1	610.2	1976.1	2284.1	2321.9
45°	21.8	25.9	32.0	44.0	42.5	60.7	532.1	2039.2	2378.0	2419.1
47.5°	17.7	22.2	30.6	42.0	33.9	44.6	470.2	2099.0	2449.1	2489.7
50°	14.2	18.7	34.4	37.4	27.8	34.1	444.3	2152.5	2495.8	2534.8
52.5°	11.5	15.7	32.5	28.7	23.2	28.1	458.3	2239.2	2539.0	2563.4
55°	9.6	12.4	19.6	19.9	19.8	23.9	475.6	2363.6	2650.7	2662.2
57.5°	8.4	10.0	13.6	15.4	16.6	21.3	476.0	2542.3	2823.5	2830.7
60°	7.2	8.7	11.4	12.4	14.3	19.1	458.7	2604.7	2891.5	2915.3
62.5°	6.3	7.7	9.4	10.3	12.1	17.1	418.1	2514.3	2798.2	2838.6
65°	5.6	7.0	7.9	8.7	10.7	15.4	351.3	2333.6	2643.3	2685.4
67.5°	4.9	6.1	7.0	7.9	9.6	13.6	258.7	2123.6	2465.6	2500.5
70°	4.4	5.4	6.3	7.0	8.4	11.5	157.0	1802.0	2219.8	2234.3
72.5°	4.2	4.9	5.8	6.3	7.3	10.1	79.5	1324.3	1774.6	1798.2
75°	3.7	4.4	5.2	5.6	6.5	8.7	32.3	869.8	1286.0	1323.9
77.5°	3.0	4.0	4.7	5.1	5.6	7.2	16.4	555.9	902.5	927.0
80°	1.0	3.0	4.0	4.2	4.7	5.2	10.8	304.3	523.5	534.0
82.5°	0.0	1.9	3.1	3.0	3.3	4.0	7.0	144.7	345.6	349.4
85°	0.0	0.9	2.4	1.9	1.4	2.8	2.4	31.6	181.3	188.8
87.5°	0.0	0.0	0.2	0.9	0.7	1.0	0.3	0.2	16.4	20.8
90°	0.0	0.0	0.0	0.0	0.0	0.0	0.0	0.0	0.0	0.0

Signify Classified - Internal
Cooper Lighting Solutions Photometric Lab
1121 Highway 74 South
Peachtree City, GA 30269

Scaled Data Report



Report Generated By 670245982

Signify Classified - Internal
Cooper Lighting Solutions Photometric Lab
1121 Highway 74 South
Peachtree City, GA 30269

Scaled Data Report



Signify Classified - Internal
Cooper Lighting Solutions Photometric Lab
1121 Highway 74 South
Peachtree City, GA 30269

Scaled Data Report



Signify Classified - Internal
Cooper Lighting Solutions Photometric Lab
1121 Highway 74 South
Peachtree City, GA 30269

Scaled Data Report





--- HS — SS

Signify Classified - Internal
Cooper Lighting Solutions Photometric Lab
1121 Highway 74 South
Peachtree City, GA 30269

Scaled Data Report



u

Signify Classified - Internal
Cooper Lighting Solutions Photometric Lab
1121 Highway 74 South
Peachtree City, GA 30269

Scaled Data Report



Signify Classified - Internal
Cooper Lighting Solutions Photometric Lab
1121 Highway 74 South
Peachtree City, GA 30269

Scaled Data Report



Signify Classified - Internal
Cooper Lighting Solutions Photometric Lab
1121 Highway 74 South
Peachtree City, GA 30269

Scaled Data Report



Signify Classified - Internal
Cooper Lighting Solutions Photometric Lab
1121 Highway 74 South
Peachtree City, GA 30269

Scaled Data Report



(END OF REPORT)